



*Passion for Green*

## ET MODULE polycrystalline

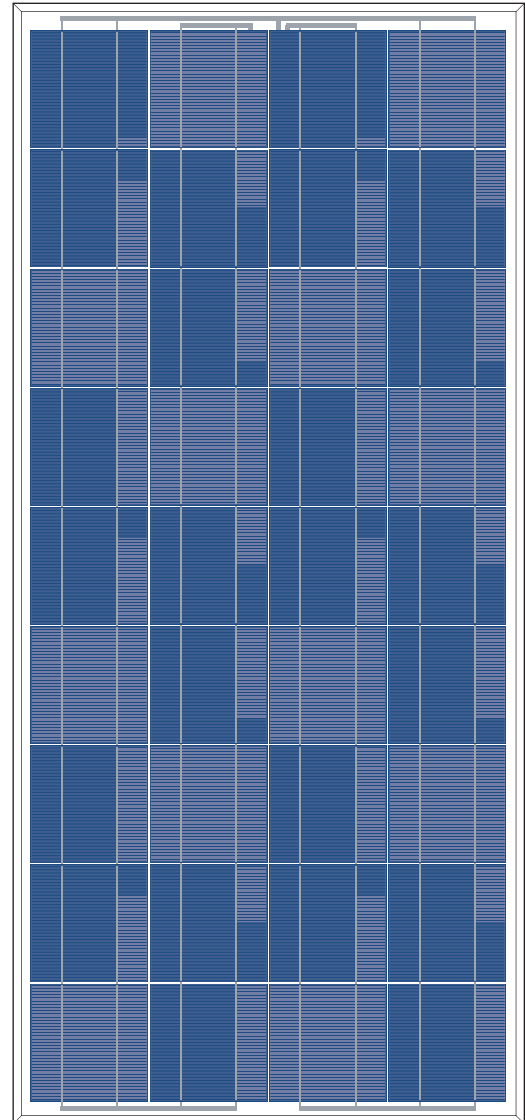
ET-P636145	145W
ET-P636140	140W
ET-P636135	135W
ET-P636130	130W
ET-P636125	125W
ET-P636120	120W

### Features

- + High module conversion efficiency, through superior manufacturing technology
- + Guaranteed -1% to +3% Power Tolerance
- + Entire module certificated to withstand high wind loads and snow loads (5400Pa)
- + Anodized aluminum is mainly for improving corrosion resistance.
- + Highly transparent, low-iron, tempered glass, and antireflective coating
- + Excellent performance under low light environments

### Benefits

- + 25-year warranty on power output; 5-year warranty on materials and workmanship
- + Product liability insurance
- + Local technical support
- + Local warehousing
- + 48 hour-response service
- + Enhanced design for easy installation and long term reliability



IEC 61215 Ed.2  
IEC 61730



[www.etsolar.com](http://www.etsolar.com)

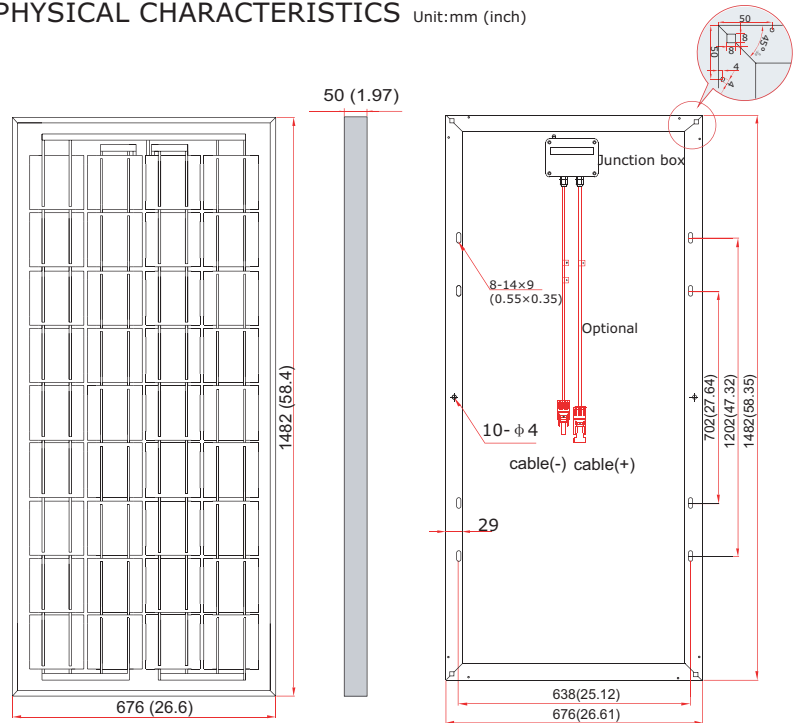
## ELECTRICAL SPECIFICATIONS

Model type	ET-P636145	ET-P636140	ET-P636135	ET-P636130	ET-P636125	ET-P636120
Peak power (Pmax)	145W	140W	135W	130W	125W	120W
Cell Efficiency	17.06%	16.47%	15.88%	15.29%	14.71%	14.12%
Module Efficiency	14.50%	13.97%	13.46%	12.98%	12.48%	12.10%
Maximum power voltage (Vmp)	17.80V	17.60V	17.60V	17.41V	17.40V	17.40V
Maximum power current (Imp)	8.15A	7.95A	7.67A	7.47A	7.18A	6.89A
Open circuit voltage (Voc)	21.96V	21.96V	21.96V	21.75V	21.75V	21.75V
Short circuit current (Isc)	8.50A	8.41A	8.41A	8.10A	7.80A	7.63A
Power Tolerance	-1 to +3%					
Maximum system voltage	DC 1000V					
Normal Operating Cell Temperature	45.3±2°C					
Series fuse rating (A)	15A					
Number of bypass diode	3					

## MECHANICAL SPECIFICATIONS

Cell type	156mm x 156mm
Number of cells	36 cells in series
Weight	13.18 kg (29.06 lbs)
Dimensions	1482×676×50 mm (58.3×26.6×1.97 inch)
Max Load	5400Pascals ( 112 lb/ft <sup>2</sup> )

## PHYSICAL CHARACTERISTICS Unit:mm (inch)

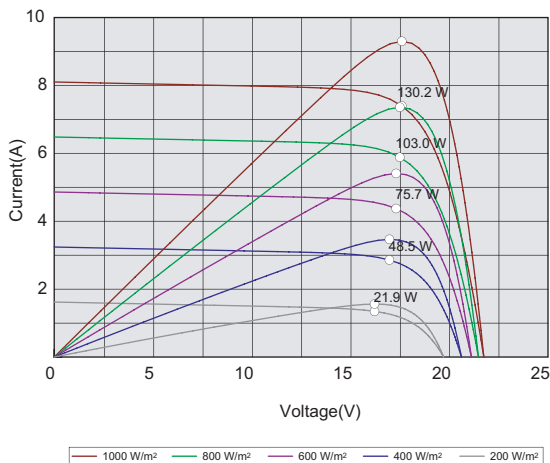


## TEMPERATURE COEFFICIENT

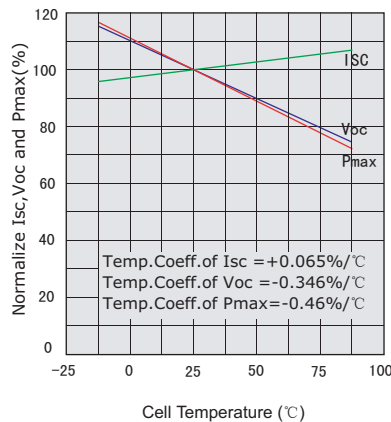
Temp. Coeff. of Isc (TK Isc)	0.065 %/°C
Temp. Coeff. of Voc (TK Voc)	-0.346 %/°C
Temp. Coeff. of Pmax (TK Pmax)	-0.46 %/°C

## ELECTRICAL CHARACTERISTICS

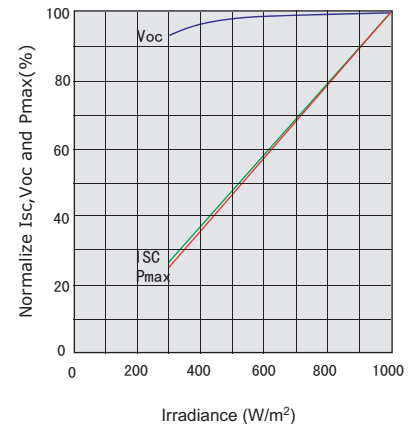
Electrical performance  
(cell temperature:25°C)



Temperature dependence of Isc,  
Voc and Pmax



Irradiance dependence of Isc,  
Voc and Pmax (cell temperature:25°C)



Note: the specifications are obtained under the Standard Test Conditions (STCs): 1000 W/m<sup>2</sup> solar irradiance, 1.5 Air Mass, and cell temperature of 25 °C.  
The NOCT is obtained under the Test Conditions : 800 W/m<sup>2</sup>, 20°C ambient temperature, 1 m/s wind speed, AM 1.5 spectrum.

Please contact [support@etsolar.com](mailto:support@etsolar.com) for technical support. The parameters are for reference only, and are subject to change without notice or obligation.